

# REDUPLICATION AS PROJECTION\*

CHARLES REISS<sup>1</sup>, MARC SIMPSON<sup>2</sup>

**Abstract.** We propose a derivational model that rejects the idea that reduplicated forms show multiple copies of phonological material, one of which has priority as a ‘base’, with the others as ‘copies’ or ‘reduplicants’. In such a system, it is meaningless to ask if a totally reduplicated form like Warlpiri *kurdukurdu* involves prefixation or suffixation. Our model treats reduplication as multiple projection of phonological material with no surface substring having priority as ‘base’. Our projection rules can be ordered with other rules to derive a wide range of phenomena (such as so-called ‘overapplication’ and ‘underapplication’) that have mistakenly been used to argue for the logical necessity of non-derivational, constraint-based formalisms such as Optimality Theory.

**Keywords:** reduplication, Optimality Theory, phonology, projection, morphology, phonological domains, derivational phonology, rule ordering, recursion.

## 1. OVERVIEW

We propose in this paper a model of so-called reduplication phenomena that diverges from most other work in one fundamental way—we reject the idea that reduplicated forms show two copies of phonological material, one of which has priority as a ‘base’, with the other as a ‘copy’ or ‘reduplicant’<sup>3</sup>.

Issues of constituency, copying, concatenation, derivational ordering (or its lack) all arise in the study of the phonology of reduplication. Consider, for example, a reduplicated form such as Warlpiri *kurdukurdu* ‘children’, corresponding to the singular *kurdu* ‘child’. It is natural to ask which token of the string *kurdu* in the reduplicated form is the BASE to which the other token of the string, the reduplicant RED is affixed, either as prefix or suffix. The same problem arises when only part of the root is reduplicated, as in Samoan verb pluralizing reduplication, where two copies of the penultimate syllable in the singular

---

\* Parts of this work were presented at *GLOW 32* in Nantes and at the *Recursion: Complexity in Language and Cognition* conference at University of Massachusetts, both in 2009.

<sup>1</sup> Concordia University, charles.reiss@concordia.ca.

<sup>2</sup> Google.

<sup>3</sup> In addition to the conceptual advantages we will argue for, the model presented here has a concrete advantage over all other models of reduplication we are familiar with—it has been implemented as a computer program, thus guaranteeing its explicitness. Readers can interact with the program via a web-based interface at <http://0branch.com/project/redup>, and thus experiment with the model. Even if our implementation is merely simulating the results of the (still undiscovered) correct theory of reduplication, we believe that its fairly wide coverage can serve as an aid to understanding the differences among different models.

appear: *alofa* ‘she, he loves’, *alolofa* ‘they love’. The reduplicant appears to be infixated into the root, but which token of *-lo-* is the one that is infixated?

As far as we can tell, most models of reduplication have no answer to these questions. Instead of proposing an answer, we develop a model of reduplication building on recent work by Frampton (2009), Raimy (2000), and especially Halle (2008) in which these questions do not even arise. In addition, there is important work on the morphosyntax and semantics of reduplication by Inkelas and Zoll (2005), that raises issues that we will not address<sup>4</sup>. The majority of the ideas we present are either explicit or implicit in some earlier work, and we will focus on presenting a unified analysis that draws on these insights, rather than tracing the genealogy of each idea. Our main contributions will be first, to sketch a new typology of reduplication phonology, mainly by developing Halle’s insights, and second, to provide a structural analysis of a wide range of reduplicated forms including backcopying phenomena and fixed segmentism.

The Optimality Theoretic (OT) literature on reduplication represents a largely independent stream of research from our main sources. One of the results of this paper is an argument that the claims in the early OT literature that certain reduplication phenomena provide strong evidence for the strictly two-level parallel evaluation models of the original OT models are unfounded. Recent versions of Optimality Theory, such as McCarthy’s (2010) Harmonic Serialism model and Kiparsky’s (2010) Stratal OT embed the parallelism of early OT within multi-level derivational models. The Optimality Theoretic aspect of such hybrid models are presumably maintained in order to exploit the benefits of parallel constraint evaluation provided by OT, including the Base-Reduplicant Identity Conditions (McCarthy and Prince, 1995) touted as probative of the necessity of non-derivational models. We will argue that, instead, the relevant data, in the context of our model, provides very strong support for a derivational model based on ordered phonological rules. The paper thus contributes to debate on the architecture of grammar.

### 1.1. A partial schematic typology

An informal presentation of reduplication phenomenon can be provided in terms of hypothetical morphemes containing a string of segments like *patiku*. Cross-linguistically, one finds the following kinds of reduplication structures (as well as others), which are typically described in terms of a Base and Reduplicant (RED) as follows. In standard typology, a partial RED is a RED that is a partial copy of BASE; a full RED is a total copy.

- (1) Some schematic reduplication patterns
  - a. *papatiku*—the BASE *patiku* with the partial RED *pa* prefixed to the BASE
  - b. *kupatiku*—the BASE *patiku* with the partial RED *ku* prefixed to the BASE
  - c. *patikupa*—the BASE *patiku* with the partial RED *pa* suffixed to the BASE
  - d. *patikuku*—the BASE *patiku* with the partial RED *ku* suffixed to the BASE
  - e. *patitiku*—the BASE *patiku* with the partial RED *ti* infixated to the BASE
  - f. *patikupatiku*—with two possible analyses, full RED prefixed or suffixed to the BASE

<sup>4</sup> A project for future research will be to explore whether the scheme we develop, which generates a surprisingly wide range of surface patterns, may be used to show that there is actually more phonological reduplication than Inkelas & Zoll suspected.

According to the characterizations given, (a-b) form a natural class of prefixing reduplication, the difference between the members consisting in which end of the BASE provides the material in the RED. Similarly, (c-d) form a natural class of suffixing reduplication, with the members of the class differing as in the previous case. Note that the notions of prefix and suffix are dependent on the notion of BASE. A prefix/suffix is prefixed/suffixed to something, the BASE. The form in (e) apparently involves infixation of one *-ti-* inside the morpheme *patiku*, but perhaps perversely, we could also consider alternate analyses of (f), for example a *tiku* sequence and a *pa* sequence, in that order, infixed between the first and second syllables of the morpheme *patiku*.

Forms (a-e) may also be grouped together in contrast to (f): the former can be described as examples of partial reduplication and the latter as total or full reduplication. So on one analysis, the form in (f) is analyzed as BASE-RED, where the RED is a full copy of the BASE to which it is suffixed, and in the other analysis, the form is analyzed as RED-BASE, in which a full copy of the BASE is prefixed to the BASE.

## 1.2. Reduplication without Base

This kind of simple descriptive apparatus, in terms of base and copy or reduplicant underlies most work on reduplication, in particular the OT literature on Base-Reduplicant Correspondence constraints, but also some derivational work. We will argue, however, that it is fundamentally mistaken, failing to cut reduplicative nature at her joints.

Our proposal<sup>5</sup> is the following:

- There is no BASE and no RED in reduplication surface forms
- Without BASE and RED, the notions of prefixation and suffixation can be dispensed with
- Reduplication involves projection (formalized below) of a string *s* into a structure containing linearly ordered full and partial copies of *s*

Thus neither of the following two analyses are correct for a form like *patiku-patiku*:

- (2) No affixation
  - a. Not this:  $\text{patiku}_{RED}\text{-patiku}_{BASE}$
  - b. Not this:  $\text{patiku}_{BASE}\text{-patiku}_{RED}$

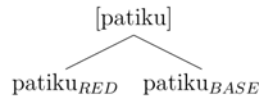
We propose to generate reduplicated forms with a hierarchical structure, again, without BASE and RED, so the following are also not appropriate:

- (3) Projection with BASE and RED – to be rejected

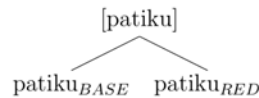
---

<sup>5</sup> We reiterate here our debt to Raimy, Frampton and Halle.

a. Not this:

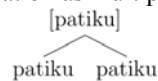


b. Not this:



It is not the case that the form consists of a reduplicant prefixed to a BASE, as in (3a); and it is not the case that it consists of a reduplicant suffixed to a BASE, as in (3b). Instead, our analysis of form (1f) is the following structure:

(4) Reduplication as multiple projection—no BASE and no RED



The linear order of the output form (1f) is read off of the terminal nodes of the tree (4). Neither copy, the lefthand or the righthand, has priority as BASE to which the other is affixed—there are just two copies of the input. The question of whether (1f) is an example of prefixation or suffixation evaporates. Looking ahead, once we have structure, we can potentially refer to the structure in formulation of phonological rules.

Two related issues require immediate clarification:

- How is the domain of reduplication delimited?
- What triggers the projection of a structure as in (4)?

We propose that reduplicative morphology involves the insertion of elements into a morphological structure that are interpreted by the *phonology*. These elements are interpreted in such a way that they delimit domains of projection and specify the nature of those projections. For a form like *patikupatiku*, we assume an input bounded by square brackets:

(5) Output of the morphology and input to the phonology: [patiku]<sup>6</sup>

Assuming that /patiku/ is a morpheme, the reduplicative morphology inserts a left square bracket at the left edge of the morpheme and a right square bracket at the right edge. The matching brackets have the following interpretation:

- Material between brackets constitute a domain we call DUP-DOMAIN
- Project the structure between brackets into a branching structure, once to the left (L-PROJ) and once to the right (R-PROJ)

In literature that makes use of the notions of BASE and RED, the base typically is identified with a root morpheme or a complex stem of root and affixes. In contrast, the DUP-DOMAIN, once defined by brackets is purely *phonological*, for our purposes a string of segments and brackets. This immediately brings us to a point of differentiation with the typology sketched above.

<sup>6</sup> The nature of these brackets will become clear—they are obviously not the square brackets of phonetic representation.

The brackets defining a DUP-DOMAIN can be inserted in various phonologically defined positions in a morphological form. For example, the brackets can be inserted around the first syllable of a morphological input form, or around the last syllable:

- (6) *Morphological* insertion of brackets in different *phonologically* defined positions
- a. [pa]tiku—around *first syllable*
  - b. pati[ku]—around *last syllable*

The bracketed parts of the inputs in (6) yield the following projection trees:

- (7)
- |                                                                    |                                                                    |
|--------------------------------------------------------------------|--------------------------------------------------------------------|
| a. [pa]tiku                                                        | b. pati[ku]                                                        |
| $\begin{array}{c} \wedge \\ \text{pa} \quad \text{pa} \end{array}$ | $\begin{array}{c} \wedge \\ \text{ku} \quad \text{ku} \end{array}$ |

The terminal strings of these trees are just linearized in place with the rest of the input, respectively yielding the following:

- (8) a. papatiku  
b. patikuku

We can now see that once the DUP-DOMAIN is defined in purely phonological terms, the forms in (6) can be understood as exactly the same as *patikupatiku*, involving full reduplication of the substring in between brackets. The relevant structure is just double projection of an input, *s*:

- (9)
- $$\begin{array}{c} [s] \\ \wedge \\ s \quad s \end{array}$$

The output is linearized as *ss*. The forms consist of two full copies of the DUP-DOMAIN, there is no need to appeal to the notions of prefixation or suffixation. Of course *s* may be flanked by other material:

- (10)
- $$\begin{array}{c} x[s]y \\ \wedge \\ s \quad s \end{array}$$

The output is linearized as *xssy*.

This last example suggests that the DUP-DOMAIN is not necessarily located at the edge of a morpheme. If the brackets are inserted, say around the penultimate syllable of a stem, then we get the following: pa[ti]ku.

- (11)
- $$\begin{array}{c} \text{pa[ti]ku} \\ \wedge \\ \text{ti} \quad \text{ti} \end{array}$$

The output is linearized as *patitiku*. Since we have left morphology behind upon insertion of the brackets, there is no question of infixation here, we just have projected two copies of a *phonological* DUP-DOMAIN, as before. The unavailability of morphological information inside the phonology is consistent with standard practice in generative phonology – in general, it is assumed to be preferable to find analyses that do not interleave information from the two domains, since a pure phonological account is more general than a mixed one. The following four forms now constitute a natural grouping of patterns, in our model without BASE and RED:

- (12) a. *papatiku*  
 b. *patikuku*  
 c. *patitiku*  
 d. *patikupatiku*

In each of these examples, the two copies of reduplicated material are adjacent<sup>7</sup>.

This grouping of forms into natural classes contrasts with that in section 1.1. Note that prefixing reduplication is no longer a category in our new categorization scheme; nor is suffixing reduplication. Of course, we can extend natural class reasoning to cases that define the DUP-DOMAIN in terms of larger units, say disyllabic feet:

- (13) a. [pati]ku → *patipatiku*  
 b. pa[tiku] → *patikutiku*

So, once we are into the phonology, many superficially divergent patterns reduce to the mechanism of double projection. The difference between infixation, prefixation and suffixation of other models disappears, as does the distinction between total and partial reduplication of morphological units, for the cases discussed thus far. These cases fall into Halle's (2008) category of "simple reduplication" which "involves the copying of a sequence of contiguous segments in a word" with the two copies concatenated with no intervening material. Halle (2008: 326) explains that

the repeated material is always a contiguous subsequence; except for being contiguous, however, the substrings do not [necessarily] possess well-recognized linguistic properties. For example, the [repeated substrings in his examples] are not coextensive with either the morphemes or the syllables that make up the word.

In this paper, as in Halle's, the class under discussion is one that is defined by the spelling out of a phonological string containing a single pair of matched square brackets.

Our challenge is to account for the cases in (1b,c), repeated in (14), which will require additional machinery.

---

<sup>7</sup> It should be obvious that the grouping of patterns we are talking about are typological—these four patterns could correspond to forms in four different languages. The forms do not constitute a natural class in the normal linguistic sense of forms in a language that are defined by a set of properties.

- (14) Beyond square brackets  
 i. *kupatiku* – the BASE *patiku* with the partial RED *ku* prefixed to the BASE  
 ii. *patikupa* – the BASE *patiku* with the partial RED *pa* suffixed to the BASE

These forms have tokens of repeated material that are not adjacent. In section 2, we will develop that machinery, and demonstrate that such forms also make use of the square brackets.

In the remainder of section 1, we provide some attested cases of reduplication that can be handled with just the mechanism of square brackets.

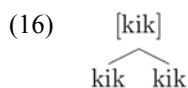
### 1.3. Total Reduplication in Kham

Kham (Watters, 2002) provides an example of reduplication in which the DUP-DOMAIN is coterminous with a morpheme—the morphology inserts square brackets at the edge of the morpheme.

(15)

Morpheme Type	Reduplicated Form	Gloss
Monosyllabic	kik-kik	'choking'
	phur-phur	'strung tightly'
	chō:-chō:	'squirting'
Bisyllabic	sür-sür	'sour-like'
	kutu-kutu	'in small pieces'
	pəpəp-pəpəp	'dripping'
	cherla-cherla	'ragged'
Trisyllabic	zehrā:-zehrā:	'streaked'
	kuturu-kuturu	'crispy, crunchy'
	phiriri-phiriri	'spinning'
	zigəra-zigəra	'with drooping eyelids'
	khopəlyak-khopəlyak	'tossing one at a time'

Of these forms, Watters notes that “exact<sup>8</sup> reduplication copies all consonants and vowels along with suprasegmental material, and can occur over one, two, or three syllables” (Ibid). Employing our schematic we can express the reduplicated form for ‘choking’ as follows:



As noted above, it is impossible for the analyst to determine whether the left or right copy is the original *base* in totally reduplicated forms. Our rejection of the notion of base

<sup>8</sup> ‘Exact’ is sometimes used in place of ‘total’ or ‘full’ reduplication. All three terms are typically synonymous in the literature.

vitiates this question, but also, in our view, is more consistent with the spirit of the generative program in that we do not derive surface forms (RED) from other surface forms (BASE). Instead, we derive all parts of the surface output from underlying input forms. Just as the English plural [kæts] *cats* is derived from a root and suffix, not from the singular *cat*, the two parts of a reduplicated form like *cherlacherla* are derived from a root /cherla/—one part of the surface form is not derived from the other. This is an important point which we will develop further.

#### 1.4. Samoan Infixation

If one accepts as fundamental the difference between prefixing and infixing reduplication, then the following Samoan data (Broselow and McCarthy, 1983: 30) suggests that both forms can occur within a single language.

(17)

	Singular	Plural	Gloss
a.	taa	tataa	'strike'
	tuu	tutuu	'stand'
b.	nofo	nonofo	'sit'
	moe	momoe	'sleep'
c.	alofa	alolofa	'love'
	savali	savavali	'walk'
	maliu	maliliu	'die'

The forms in (17a) and (17b) appear to exhibit a *prefixing* of phonological material (a reduplicative morpheme RED is drawn from the initial CV of the base and then prefixed); those in (17c) have traditionally been labelled as reduplicative *infixation* (where RED is drawn from a medial CV in the base and then infixated to yield the reduplicated output).

This differentiation raises important questions. First of all, are the forms in (17a) and (17b) really *fundamentally* different from those in (17c)? Clearly they are not. As many scholars have proposed, the unifying property of all the Samoan cases is that the onset and first mora of the penultimate syllable is being reduplicated. This is exemplified by Broselow and McCarthy's (1983: 53) analysis:

In Samoan, what appears to be internal reduplication is simply a special case of prefixation: since this language has penultimate stress, we claim that CV is prefixed to the stressed syllable—or equivalently, to the metrical foot—of the word. Then, as in other reduplications, the melody of the constituent to which the reduplicative affix is attached is copied, and association proceeds from left to right, as it normally does in prefixal association.

Broselow and McCarthy insightfully see that dividing the forms into prefixing vs. infixing is a bad idea, but their solution is to recast all the cases as *prefixation*. Our analysis goes one step further—we get rid of the notion of affixation altogether, in favor of multiple projection.

Under our BASE-less model, there can be no infixation or prefixation. The DUP-DOMAIN is just the phonological entity “penultimate syllable” which is where it is, at the left edge of the root in two syllable forms, and medial in longer forms. The phonological DUP-DOMAIN is not aligned with a morpheme or morphological word.

Consider an alternative presentation of the data in (17), where the phonological constituents that undergo duplication are highlighted in bold:

(18)

	Singular	Plural	Gloss
a.	<b>taa</b>	tataa	'strike'
	<b>tuu</b>	tutuu	'stand'
b.	<b>nofo</b>	nonofo	'sit'
	<b>moe</b>	momoe	'sleep'
c.	<b>alofa</b>	alolofa	'love'
	<b>savali</b>	savavali	'walk'
	<b>maliu</b>	maliliu	'die'

It appears that in Samoan all that is required to generate the plural forms in (18) is a *total* or *full* reduplication of well-defined *substrings* in the singular BASE (here, the segments in the penultimate syllable). Again, we needn't privilege the stem and explain modifications to its RED copy; rather, our production is akin to that in (10), applying to the bold substrings in the singular column to generate the requisite plural. In addition, there is no need for an *affixational* analysis to account for forms like *alolofa*: 'infixation' can be interpreted here as a descriptive term applied to an output that has been generated through full reduplication.

(19)	a.	sa[va]li	⇒	savavali
		va va		
	b.	[no]fo	⇒	nonofo
		no no		

In the following cases, the morphology again inserts a left and right bracket ([...]) with no intervening braces or angle brackets. Here are the bracket insertion rules for Mangyarray and Agta that we propose (data from sources in Halle's paper):

(20) MANGYARRAY **g[ab]uji** 'old person(s)'*Juncture insertion rules:*

- Insert a [ juncture to the left of the timing slot linked to the first vowel of the word.
- Insert a ] juncture consonant directly to the right of the timing slot linked to the consonant preceding the second vowel of the word.

*Derivation:*

g-[ab]-uji	⇒	gababuji
ab ab		

(21) AGTA                    **[bar]i**                    ‘(my whole) body’

*Juncture insertion rules:*

- Insert a [ juncture to the left of the first timing slot of the word.
- Insert a ] juncture to the right of the timing slot linked to the consonant directly following the first vowel of the word.

*Derivation:*

$$\begin{array}{ccc} [\text{bar}]\text{-i} & \Rightarrow & \text{barbari} \\ \wedge & & \\ \text{bar} & \text{bar} & \end{array}$$

The difference between Mangyarray and Agta in the above examples rests with the juncture insertion rules—here, marking the DUP-DOMAIN. In Mangyarray (20), the left bracket juncture, [, is inserted relative to the first vowel of the word; in Agta (21), juncture insertion merely references the first timing slot. Similarly, the insertion of ] for Mangyarray references the consonant preceding the second vowel of the word; Agta differs by employing a similar insertion relative to the first vowel<sup>9</sup>. In both cases we observe full reduplication of the stem as the structural input to PROJECT is the same. This example serves to demonstrate the modularity of our approach; morphology inserts the junctures and the phonology interprets them via projection.

## 1.5. Summary

In this section we have provided a basic schematic presentation of reduplication that does not rely on affixation of a RED to a BASE. This allowed us to unify several disparate patterns as binary projection structures whose output is linearized with flanking material. In §2 we formalize the projection operation and extend the model to account for cases where copies are non-contiguous on the surface.

## 2. THE FULL SCHEME

In this section, we outline the structure and operation of our approach.

### 2.1. The Reduplication Domain

Our model is built around the idea of *projection*. The morphology inserts junctures (braces, angle-brackets, brackets) which are gradually erased during the *spell-out* of the reduplicated form.

For Halle, these junctures are eliminated through special relinearization rules; here, they drive the function PROJECT. Anything placed between square brackets ([...]) is part of a

<sup>9</sup> We have not discussed the descriptive power of insertion rules. For example, do bracket insertion rules refer to segments sequences, syllables, feet or other aspects of phonological representations? See work on anchor points and pivots such as Yu (2007) and Samuels (2011). This important question is distinct from our concern of how projection works, once the brackets have been inserted.

reduplication domain, referred to here as DUP-DOMAIN. We posit PROJECT as a universal spell-out rule, generating two branches, L-PROJ and R-PROJ from the contents of the DUP-DOMAIN. These projected strings are subject to further projection and may contain additional domains and angle brackets specifying partial projection.

To begin with, consider the simple case of a DUP-DOMAIN shown in (22):

$$(22) \quad \begin{array}{c} [abc] \\ \swarrow \searrow \\ abc \quad abc \end{array} \quad \Rightarrow \quad abcabc$$

Here, PROJECT is fed the string of segments [abc]; there are no additional junctures present in the input. As such, PROJECT generates the left and right branches and terminates, yielding an output form of *abcabc* (the output of the projection is presented on the right hand side of the  $\Rightarrow$  arrow).

## 2.2. Braces as nested DUP-DOMAINS

Inserted by the morphology with directional parameters, braces mark *nested projection*; PROJECT will derive a secondary DUP-DOMAIN in the course of iterative derivation.

A right brace, *}*, will project segments to its left into a new DUP-DOMAIN in L-PROJ. Similarly, material to the right of the left brace, *{*, is projected as a new DUP-DOMAIN in the *right* branch (R-PROJ). The application of braces is shown in (23):

$$(23) \quad \begin{array}{l} \text{a.} \quad \begin{array}{c} [abc\}] \\ \swarrow \searrow \\ [abc] \quad abc \\ \swarrow \searrow \\ abc \quad abc \end{array} \quad \Rightarrow \quad abcabcabc \\ \\ \text{b.} \quad \begin{array}{c} [\{abc] \\ \swarrow \searrow \\ abc \quad [abc] \\ \swarrow \searrow \\ abc \quad abc \end{array} \quad \Rightarrow \quad abcabcabc \end{array}$$

Here we see two possible derivations of a single brace in the input string. In the first case (23a), a *right* brace has been inserted at the end of the DUP-DOMAIN, causing the substring to its *left* to be projected as a new DUP-DOMAIN into the *left* branch. The right branch projects normally—cf. (22) for comparison.

The tree in (23b) is the mirror image of (23a); in this instance, a *left* brace has been inserted at the beginning of the input string, causing projection of material to its *right* into the *right* branch, R-PROJ. These two derivations lead to an output string that is structurally ambiguous—they both generate triplication of the segment string in the initial DUP-DOMAIN. This triplication is achieved via an initial branching followed by branching in one branch at the next level. The two triplication grammars are, of course, only weakly equivalent, since they generate identical strings that correspond to different structures.

### 2.2.1. Triplication

Triplication in Mokilese occurs in progressive forms with monosyllabic roots. We cannot determine which of the structures in (23) corresponds to the Mokilese situation, so our choice of a right brace, }, inserted at the end of the DUP-DOMAIN, is arbitrary<sup>10</sup>:

(24) MOKILESE      [caa}]k ‘bending’

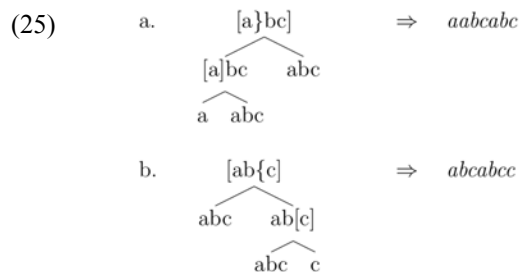
Derivation:



Once more, note that we exclude the segment *k* from the DUP-DOMAIN by placing the brackets appropriately. The *phonology* of reduplication does not have to deal with the *k*—there is just full triplication from our perspective.

### 2.2.2. Partial Insertions

When a brace is not placed adjacent to the square bracket of the same directionality, it will not have scope over the whole initial DUP-DOMAIN. We call this a “partial insertion” since it defines a new projection domain that is just part of the initial one defined by the square brackets. Consider the following partial brace insertions:



In (25a), PROJECT rewrites the right brace, }, as a DUP-DOMAIN in the left branch (L-PROJ). R-PROJ is projected as expected. Recursing, L-PROJ is fed through the projection algorithm, duplicating the substring ‘a’ and adjoining the remainder of the node’s segments, ‘bc’. This yields ‘a+abc’ on this branch. Similarly, in (25b) L-PROJ is projected as expected, while the right branch contains a new DUP-DOMAIN that adjoins the substring ‘ab’. This yields ‘abc+c’ on this branch.

<sup>10</sup> The fact that we have no argument bearing on which structure in (23) is correct for Mokilese, is, of course, a weakness of our approach—like all current linguistic theories, we are faced with what we call “the problem of too many solutions”.

### 2.3. Quadruplication

Finally, consider the case of full quadruplication made possible by our juncture-driven projection:

$$(26) \quad \begin{array}{c} \{\{abc\}\} \\ \swarrow \quad \searrow \\ [abc] \quad [abc] \\ \swarrow \quad \searrow \quad \swarrow \quad \searrow \\ abc \quad abc \quad abc \quad abc \end{array} \quad \Rightarrow \quad abcabcabcabc$$

Both branches – L-PROJ and R-PROJ – interpret a brace to derive a new Dup-Domain. In the case of L-PROJ, the right brace; in the case of R-PROJ, the left. Since the junctures have been inserted at the beginning and end of the string and enclose all of the input segments, full reduplication occurs in both branches, generating a quadruplicated output form. Quadruplication is thus generable in our system, and it appears to be necessary for modeling real languages. The brackets that generate this pattern constitute, in our system, a single morpheme, and this view is consistent with the interpretation of the cases we have found.

### 2.4. Angle Brackets–Substring Projection

Angle brackets are inserted by the morphology to specify substring projection. Anything to the right of a left angle-bracket (< . . .) will project in the left branch, L-PROJ (i.e., material on the concave side of the bracket projects). Similarly, anything to the left of a right angle bracket (. . . >) will project in the right branch, R-PROJ<sup>11</sup>.

Consider the examples in (27), illustrating the two brackets individually and then the two together:

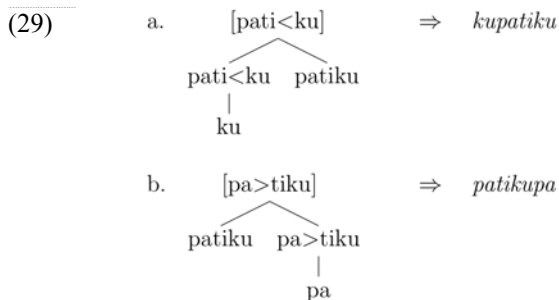
$$(27) \quad \begin{array}{l} \text{a.} \quad \begin{array}{c} [a<bc] \\ \swarrow \quad \searrow \\ a<bc \quad abc \\ | \\ bc \end{array} \quad \Rightarrow \quad bcabc \\ \\ \text{b.} \quad \begin{array}{c} [a>bc] \\ \swarrow \quad \searrow \\ abc \quad a>bc \\ | \\ a \end{array} \quad \Rightarrow \quad abca \\ \\ \text{c.} \quad \begin{array}{c} [a><bc] \\ \swarrow \quad \searrow \\ a<bc \quad a>bc \\ | \quad | \\ bc \quad a \end{array} \quad \Rightarrow \quad bca \end{array}$$

<sup>11</sup> Note that our definitions of < and > are essentially complements of those presented in Halle (2008) – we want it to always be the case that the material inside the bracket projects, for all the bracket-types.

We now have the machinery to account for the remaining forms from (1), the ones that cannot be treated as just simple multiple projection of a contiguous phonological sequence. Here are the forms, again:

- (28) a. *kupatiku*  
b. *patikupa*

Here are inputs and derivations of these forms:



We do not describe these examples as cases of prefixation of material from the end of the BASE or suffixation of material from the beginning of the BASE – because we do not have affixation or the notions BASE and RED. We just have projection in the phonology of domains defined by the morphological insertion of brackets.

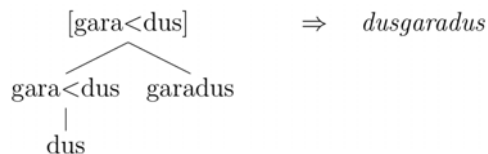
We now show actual language data using angle brackets (but no braces). The Madurese and Arabic each use a single angle bracket, the Tigre intensive example uses both brackets.

- (30) MADURESE **[gara<dus]** ‘fast and sloppy’

*Juncture insertion rules:*

- Insert a ] juncture to the right of the (timing slot linked to the) last stem segment.
- Insert a [ juncture to the left of the (timing slot linked to the) first stem segment.
- Insert a < juncture to the right of the (timing slot linked to the) onset of the last stem syllable.

*Derivation:*




- (31) LEVANTINE ARABIC **[b>ar]ad** ‘shaved evenly’

*Juncture insertion rules:*

- Insert a [ juncture to the left of the first stem segment.
- Insert a ] juncture to the right of the penultimate stem segment consonant.
- Insert a > juncture to the left of the penultimate stem vowel.

Derivation:

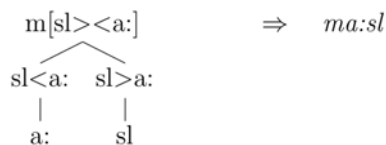


(32) TIGRE (intensive) m[sl><a:] ‘be diplomatic’

Juncture insertion rules:

- Insert [ juncture before the penultimate stem consonant;
- Insert ] juncture after the *a:* suffix;
- Insert > juncture after the last stem consonant;
- Insert < juncture before the *a:* suffix.

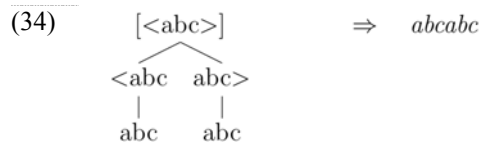
Derivation:



Notice that the effect of the two angle brackets in Tigre is the *appearance* of metathesis. This occurs because only material from the right edge of the DUP-DOMAIN surfaces in the L-PROJ and only material from the left edge of the DUP-DOMAIN surfaces in the R-PROJ. This is not *phonological* metathesis, which involves switching the order of the unique tokens of two segments that occur in the input of a phonological rule.

## 2.5. Junctures aren’t mandatory

Angle brackets are not *mandatory*—notice that in (27a) there is no > present in the input; in (27b), < is absent. The following inputs in (33–34) therefore yield the same output:



Note that in (34), junctures have been inserted by the morphology at the edges of the DUP-DOMAIN. We shall omit this (redundant) insertion, instead requiring that PROJECT iterate until all junctures have been spelled out. At the top-level of PROJECT, braces are deleted (that is, interpreted) in the course of branching. In each branch, angle brackets are then interpreted if present, conditioning the output of terminal nodes. Therefore, (33) does not require < and > edge markers as its branches have already been maximally projected.

The same holds for the braces—note their absence in (33) and (34). We address this the following section.

### 3. COMPLEX INPUTS

#### 3.1. Interacting Junctures

We now consider some schematic forms that can be derived by combining the primitives of the system developed thus far. In other words, we will present forms with square brackets, braces and angle brackets combined.

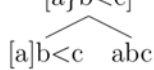
Consider the following form:

(35) [a}b<c]

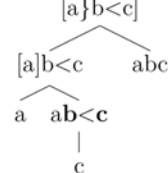
Since there are no junctures interpretable in the right branch, R-PROJ is simply *abc* as seen below in (36). L-PROJ is more complicated; from the input [a}b<c], we need to do several things:

1. Given }, reduplicate everything to the left of } in L-PROJ (that is, re-project “a” as “[a]”).
2. Spell out “[a]” as a branching structure.
3. Project everything to the right of < in L-PROJ.
4. Write out c.

These operations are *ordered*—re-projection occurs before substring projection. Note that in (36), < is still present in the left hand branch:

(36) [a}b<c]  


Continuing projection in the left branch, two more branches are created for “a”. The remaining material is adjoined to the relevant branch— in this case, b<c is to the *right* of [a], therefore it adjoins the right branch. This is represented below; the diagram depicts the state of the intermediate representation following *secondary projection*—angle-bracket projection can now apply, exhausting this branch.

(37) [a}b<c] ⇒ *acabc*  


As expected, the secondary DUP-DOMAIN [a] branches. It is important that we stipulate that the remainder of the string (shown in boldface) maintains the linear order of the input sequence—that is, “b<c” is just concatenated to the projection branch with two

tokens of “a”. The final stage is the partial single projection of the material inside the angle bracket, that is, just “c”.

Put another way: PROJECT is a recursive function<sup>12</sup>. When a string contains braces, these are resolved on a lower tier and the projection function re-applies. Crucially, material not in a DUP-DOMAIN attaches to one or the other branch, depending on the original flanking.

### 3.2. Two case studies

The frequentive in Tigre exhibits reduplication of the penultimate consonant in addition to the partial projections outlined above for the intensive. As such, we require an additional juncture insertion rule of the following form:

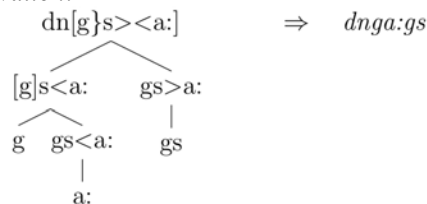
(38) *Tigre*: In the frequentive, insert a } after the penultimate stem consonant.

Incorporating (38) into the insertion rules in (32), projection proceeds as follows,

(39) TIGRE (frequentive)      **dn[g]s><a:**      ‘become slightly scared’

- Insert [ juncture before the penultimate stem consonant;
- Insert ] juncture after the *a:* suffix;
- Insert } juncture after the penultimate stem consonant;
- Insert > juncture after the last stem consonant;
- Insert < juncture before the *a:* suffix.

*Derivation:*



The advantages of our approach become immediately apparent when we consider Temiar. Consider the following data (Broselow and McCarthy, 1983, p. 39):

Temiar Active Verbs	Bi-C Root	Tri-C Root
Perfective	kɔ:w	slɔg
Simulfactive	kakɔ:w	salɔg
Continuative	kwkɔ:w	sglɔg

<sup>12</sup> Where L-PROJ and R-PROJ have the possibility to recurse in the course of spelling out their junctures.

Broselow and McCarthy (1983) focus on the active continuative triconsonantal case where “a copy of the root-final consonant is lodged to the immediate left of the root medial consonant. Thus, *slɔg* becomes *sglɔg*”. They present this case as problematic for standard theories of reduplication, and they explain the phenomenon as

infixation of an underspecified morpheme into the CV skeleton [which] induces copying of the phonemic melody of the root. Because this copy of the phonemic melody appears on a different tier from the root melody itself . . . both ends of the copy are accessible to application of the association procedure. Since infixes are not subject to the prefix/suffix rubric for direction of association, the direction must be stipulated for each infix. . . . (Broselow and McCarthy, 1983, p. 40)

In our model, these phenomena can be accounted for without recourse to underspecified morphemes. We can treat *g* as the result of partial projection in the left branch and *lɔg* as a fully projected right branch. There is no BASE and no infixation, just concatenation. This is a general result—there is no infixing reduplication under our conception. The solution is sketched in (40):

$$(40) \quad \begin{array}{c} s[lɔ<g] \\ \swarrow \quad \searrow \\ lɔ<g \quad lɔg \\ | \\ g \end{array} \quad \Rightarrow \quad sglɔg$$

While this form, *sglɔg* reduplicated from an root */slɔg/*, appears to exhibit a degree of complexity on the surface, it actually has the exact same structure as Madurese *dusgaradus*, reduplicated from */garadus/* in (30)—that is to say, we only require a single juncture for skipping. The difference is that in this Temiar case, the root-initial *s* is not in the DUP-DOMAIN. To re-iterate: the reduplication domain is defined with reference to phonological, not morphological, boundaries. As such, Temiar can be accounted for without recourse to the complexities suggested by Broselow & McCarthy.

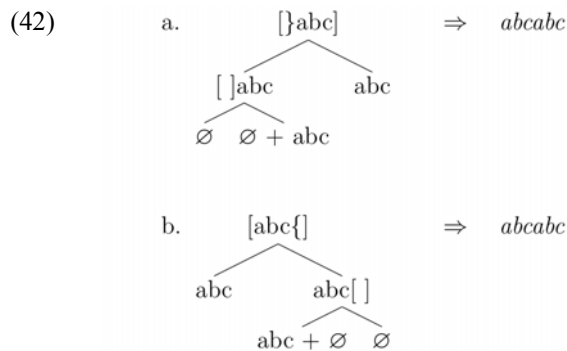
### 3.3. Greater complexity

With this simplification in mind, consider the following more complex schematic case, containing all the junctures:

$$(41) \quad \begin{array}{c} [a]b><c\{d\} \\ \swarrow \quad \searrow \\ [a]b<cd \quad ab>c\{d\} \\ \swarrow \quad \searrow \quad \swarrow \quad \searrow \\ a \quad ab<cd \quad ab>cd \quad d \\ \quad | \quad | \\ \quad cd \quad ab \end{array} \quad \Rightarrow \quad acdabd$$

This form represents the maximally complex reduplication form—it contains one brace for each direction and one angle bracket for each direction. As far as we can tell, competing models like that of Idsardi and Raimy (2013), which model reduplication via the addition of precedence links, do not provide for an upper limit on the complexity of reduplication representations like this. Our model provides for a DUP-DOMAIN defined by square brackets, along with the possibility for the other four junctures—and that’s all. Whether or not this is ultimately sufficient, the model at least provides an explicit, testable hypothesis.

Finally, for the sake of explicitness, we illustrate using braces, that vacuous bracketing is possible, but that we will assume that brackets can be left unused. A parallel demonstration can be made for angle brackets. The following diagrams show the derivations for  $[ ]abc$  and  $[abc\{\}$ :



Since the scope of each brace is delimited by the facing square bracket, there is no segmental material subject to a second round of projection in these cases. It therefore follows that inputs  $[abc]$ ,  $[abc\{\}$ ,  $[ ]abc$  and  $[ ]abc\{\}$  all lead to the same surface string—the string is technically structurally ambiguous, but since these cases involve vacuous projections, we will ignore them.

#### 4. FIXED SEGMENTISM

This section builds on Halle’s analyses of fixed segmentism. Optimality Theoretic discussions explain these effects through an ‘imperfect copying’ analysis, a mismatch of BASE and RED:

Reduplicative morphemes copy the base to which they are attached, but perfect copying is not always achieved. Incomplete copying for templatic reasons—that is, partial reduplication – has received much theoretical attention. Less has been said about cases where perfect copying is subordinated to fixed segmentism: invariant segments (or tones or features) that appear where copying might have been expected. (Alderete et al. 1999)

Unsurprisingly, our analysis differs markedly, building on the ideas of structure and projection outlined above. We have already shown that the reduplication domain can be

smaller than a morpheme (see examples above, in 20 and 31); here we show that it can also be larger.

In Yoruba, according to Alderete et al. (1999), nominalization involves “the reduplicative morpheme [having] the fixed vowel *i*, whatever the vowel of the base. In the Kamrupi echo-words . . . the initial consonant of the reduplicative morpheme is replaced by fixed *s*”. Forms illustrating these patterns include the following:

(43) Yoruba Fixed Segmentism (Akinlabi 1984, Pulleyblank 1988)<sup>13</sup>

Stem	Reduplicated Form	Stem Gloss	Reduplicant Gloss
gbóná	gbí-gbóná	'be warm, hot'	'warmth, heat'
dára	dí-dára	'be good'	'goodness'

(44) Kamrupi (Goswami 1955–6: 164)<sup>14</sup>

Stem	Reduplicated Form	Stem Gloss	Reduplicant Gloss
ghara:	ghara:-sara:	'horse'	'horse and the like'
khori	khori-sori	'fuel'	'fuel and the like'

So, the Yoruba forms *gbí-gbóná* and *dí-dára* both have the fixed segment *i*, and the Kamrupi forms *ghara:-sara:* and *khori-sori* both contain the fixed segment *s*. Let's see how our model deals with such cases.

#### 4.1. Yoruba analysis

This type of form can be accounted for with ease given our scheme. The Yoruba case in (43) involves the following juncture insertion rules<sup>15</sup>.

1. Insert a left bracket at the left edge of the root and right a bracket at its right edge;
2. Insert a } juncture after the onset;
3. Insert a > before the end of DUP-DOMAIN (before );
4. Insert a < before the end of the DUP-DOMAIN, following <;
5. Insert templatic *i* before the ].

Given an input of *gbóná*, these morphological rules yield the following:

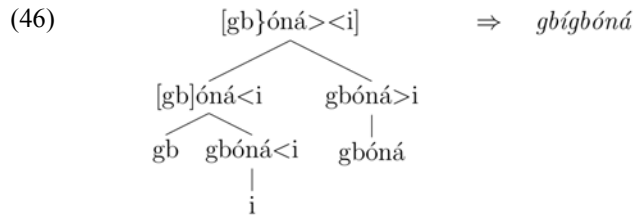
(45)  $gbóná \Rightarrow [gbóná] \Rightarrow [gb\}óná] \Rightarrow [gb\}óná>] \Rightarrow [gb\}óná><] \Rightarrow [gb\}óná><i]$

To derive the reduplicated form, this underlying representation is projected by the *phonology* as follows:

<sup>13</sup> Citations from Alderete et al. (1999).

<sup>14</sup> *Ibid.*

<sup>15</sup> We note that an alternative (and equally viable) analysis for this case of fixed segmentism involves the more restricted reduplication domain and a single juncture— $[i<gb]óná$ . Once again, we suffer from a surfeit of solutions, indicating that our theory, like all others, leaves many questions open.



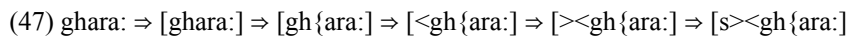
Note that the DUP-DOMAIN is larger than a morpheme, since it contains the root and the fixed segment.

#### 4.2. Kamrupi analysis

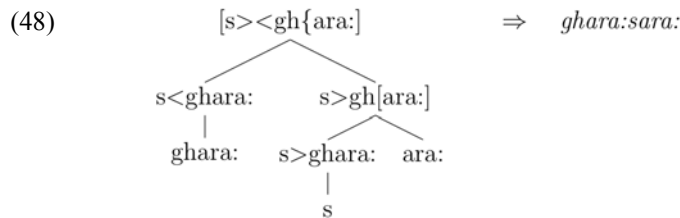
Turning to the Kamrupi case in (44), we require the following insertion rules:

1. Insert a left bracket at the left edge of the root and right a bracket at its right edge;
2. Insert a { juncture before the first vowel of the root;
3. Prepend < (insert < after the left bracket that begins the DUP-DOMAIN);
4. Prepend >]
5. Prepend the ‘replacement consonant’ /s/.

With an input of *ghara:*, the application of these morphological insertion rules yields:



With this input, PROJECT generates the following in the phonology:



Note that in both the Kamrupi and the Yoruba we use the same mechanism needed for triplication in Mokilese (24), a brace that generates a nested DUP-DOMAIN. In Yoruba, this nested domain is in L-PROJ, as in Mokilese, since both languages used a *right* brace, }. Despite the triplication, only two copies of the *gb* surface, since one is on the “wrong side” of an angle bracket. In Kamrupi, the nested DUP-DOMAIN is in the R-PROJ, since a left brace, {, is used. Despite the triplication of *ara:* in the intermediate representation, only two copies surface due to the effect of the angle bracket.

## 5. EXPLAINING UNDER- AND OVERAPPLICATION DERIVATIONALLY

The model we have developed is derived closely from work by Raimy, Frampton and Halle, as noted above. All three of these authors work in a derivational framework that does not avoid positing intermediate representations between the input, underlying representation, and the output, surface representation, of the phonology. For the most part, these scholars rely on a procedural model of the phonology as a complex function that can be decomposed into individual input-output mappings (simple functions) that are usually referred to as “rules”. In our projection trees, the levels of the tree correspond to a sequence of representations from an input UR to an output SR.

Various versions of Optimality Theory (OT) have been proposed over the past twenty-five years or so as an alternative to derivational, rule-based models, beginning with Prince and Smolensky (1993) and McCarthy and Prince (1993). There are numerous versions of Optimality Theory, but the core idea is that grammars consist of ranked, violable constraints that evaluate in parallel a universal set of competing output candidates. In most versions of OT, there is an input form, and from among the infinite set of output candidates, the grammar selects a single “optimal” form that is the grammar’s output for that input.

The scientific value of OT as a research program remains a topic of debate, not least because of the splintering of the OT community into various mutually incompatible factions—functionalists vs. formalists; discretivists vs. gradientists; determinists vs. stochasticists; etc. In light of the continuing lack of a clear paradigm arising from the basic ideas of OT, it behooves us to consider a group of phenomena that was touted as very strong support for a model based on parallel constraint evaluation, and as contraindicating derivational models. These phenomena, known as “backcopying” effects in reduplicated forms, convinced many working phonologists, at least temporarily, of the superiority of the OT approach. In this section, we demonstrate that our model (like Raimy’s derivational approach before us) is, in fact, able to handle “backcopying” in reduplication, thus demonstrating that parallel models like OT are not proven *necessary* by the existence of such phenomena. In addition, the validity of the backcopying analyses of the data will be briefly discussed.

Consider the Malay data in (49)—we assume, following discussion in the literature, that the reduplicated forms are synchronically derived from the same roots as the non-reduplicated ones:

### (49) Overapplication in Malay

Simple		Reduplicated	
aŋãn	'reverie'	ãŋãn-ãŋãn	'ambition'
aŋẽn	'wind'	ãŋẽn-ãŋẽn	'unconfirmed news'

For the most part, nasalized vowels occur in Malay only as predictable variants of non-nasalized ones, when the vowel immediately follows a nasal consonant. As expected, the initial vowel of the simple forms in (49) is not nasalized, but, surprisingly, the initial vowels of the reduplicated forms are nasalized, even though these vowels are not preceded by a nasal consonant. Informally, this appears to be a case of overapplication of the

nasalization process, and it seems plausible that the irregularity of nasalization on the vowel is somehow related to the fact that the other copy of the root-initial vowel is nasalized (by regular application of the process).

McCarthy and Prince (1995), henceforth MP, insightfully remarked on the importance of such cases for theory comparison:

Crucial evidence distinguishing serialist from parallelist conceptions is not easy to come by; it is therefore of great interest that reduplication-phonology interactions supply a rich body of evidence in favor of parallelism.

Not surprisingly, MP argue that these cases provide strong support for non-derivational models like Optimality Theory. They assume that these Malay forms consist of a Base, B, followed by a Reduplicant, R. They called the process ‘backcopying’, since B appears to create the nasalization environment for the initial vowel of R, but then the effects of this environment, the nasalization on the vowel, are copied or reflected back onto B. MP claim that “The most familiar theories—those with fixed rule ordering are incapable of expressing patterns in which R imposes phonology on B that then re-appears in R” (McCarthy and Prince, 1995: 118). Note that if we reduplicate before the nasalization applies, we expect a form like *\*aŋĕn-ãŋĕn* with one (incorrect) non-nasalized vowel. However, if we apply nasalization before reduplication, we derive, first *aŋĕn* then *aŋĕn-aŋĕn*, with two (incorrect) non-nasalized vowels. Neither ordering works.

MP suggest that such cases justify the adoption of Correspondence constraints, an extension of OT’s standard identity constraints, the ones which are satisfied by identity between the input to the phonology and candidate output forms. The broad array of Correspondence constraints proposed by MP extends the demand for identity to relations between other kinds of elements, such as the B and R<sup>16</sup>. Thus, the nasalization on the initial vowel of the reduplicated forms in (49) satisfies a BR Correspondence constraint that would otherwise be violated.

MP point out that over- and under application fall out naturally from a model endowed with constraints demanding identity between B and R:

For the theory of reduplicative phonology, the principal interest of the architecture proposed here is this: the phenomena called over application and under application follow in Correspondence Theory from the very constraints on reduplicant-base identity that permit reduplication to happen in the first place. The constraints responsible for the ordinary copying of a base also govern the copying of phonologically derived properties. (McCarthy and Prince, 1995: 7)

<sup>16</sup> Notice that this model requires that morphological information be present in candidate output forms – the grammar has to be able to identify B and R in candidates. This is a general property of many OT models, for instance those using alignment constraints that demand coterminous syllables and morphemes. This requirement for morphologically rich surface forms, as the output of the phonology is in stark contrast with traditional derivational phonology, in which morphological structure is assumed to be inaccessible once a form is passed to phonology. This property of some OT models, along with the seeming contradictory property of encoding fine phonetic detail in surface forms found in other models, was pointed out by Mark Hale (p.c.) around 1995, but seems to be ignored in the OT literature.

Raimy (2000) provided the first refutation of MP's strong claim about derivational models by treating reduplication as the introduction of additional precedence relations in the phonological string. However, just as basic details of Correspondence Theory remained unsolved (Idsardi and Raimy, 2008), Raimy's system never was made fully explicit, although recent work Idsardi and Raimy (2013) appears to address the issue.

Since we do not make use of the notions BASE and RED, our account of backcopying will have to look very different from that offered by MP. We argue that backcopying is not only non-problematic for derivational models, but that it offers strong evidence in favor of the derivational model we developed in this paper based on PROJECT. For the Malay case we can informally indicate here the form of the argument presented below: we need a derivation to create the environment for nasalization of the initial vowel in the reduplicated forms, apply the nasalization, then remove the material that created the environment.

In the next section, we briefly present some salient features of the MP and Raimy models, then in §5.2 we flesh out a case of backcopying in Akan that is referred to as 'under application'. We then return to the case of over application in Malay in §5.3. We will see that all the machinery needed for these cases has already been introduced in our model of reduplication sketched above.

## 5.1 Theoretical Background

### 5.1.1 Base-Reduplicant Correspondence Theory (BRCT)

McCarthy and Prince (1995) propose an approach to reduplication that builds on the idea of the identity relation between BASE and RED:

Reduplication is a matter of identity: the reduplicant *copies* the base. Perfect identity cannot always be attained; templatic requirements commonly obscure it.

(McCarthy and Prince, 1995: 1)

This analysis follows from the theory that reduplication involves the construction of an output from two discrete morphological entities: the BASE and a reduplicant morpheme (RED). This is clear in the quotation above—the idea of the reduplicant *copying* the BASE reveals the asymmetry in the input; BASE is logically prior. As noted above, with the adoption of such an architecture constraints on reduplicant-BASE identity are fundamental in explaining these over- and under application cases. The scheme outlined in this paper rejected the idea of an affixal morpheme driving duplication—commonly, RED or R—and instead proposed that reduplication is a result of *derivation* via *projection* from a morphologically rich underlying form.

For us, reduplication is a matter of identity only insofar as there is only ever one string of segments in the input. We have already argued that the notions of 'base' and 'reduplicant' are unnecessary. We will strengthen our claim by showing that even so-called 'backcopying' phenomena do not require BASE and RED as elements of the theory, with affixing between them, and the morphologically rich surface forms they entail.

Such a claim necessitates a discussion of 'backcopying' effects that McCarthy & Prince claim cannot be handled in serial models. We provide derivational analyses of backcopying in Malay (§5.3) and Akan (§5.2), demonstrating the falsity of that claim and critiquing Base-Reduplicant Correspondence Theory with the aid of Raimy (2000).

### 5.1.2. Reduplication as Affixation

We aim to demonstrate that even seemingly complex cases of reduplication are best situated within a derivational paradigm. These goals are well aligned with those presented by Raimy (2000):

Reduplication will be shown to result from general properties of phonology and morphology and more specifically to be the result of the interaction between these two modules of grammar.

(Raimy, 2000: 2)

Raimy proposes that reduplication results from *explicit precedence* in phonological representations, a relation that is asymmetrical, transitive and irreflexive. With enriched representations, reduplication becomes a special case of affixation. Affixation is, in turn, defined as the addition of new precedence links by the morphology.

‘Total’ reduplication is then elegantly represented as the addition of a precedence link (arc) from the segment preceding the end of string marker ‘%’ to the segment following the beginning of string marker ‘#’. Total reduplication in Indonesian is represented as in (50):

$$(50) \quad \# \rightarrow b \rightarrow u \rightarrow k \rightarrow u \rightarrow \% \Rightarrow \# \rightarrow b \rightarrow u \rightarrow k \rightarrow u \rightarrow \%$$

Note the extra link from /u/ to /b/; this form will be linearized as [buku-buku]. We present a slightly more detailed outline of the Raimy scheme below. Following Halle (2008) we adapt Raimy’s insights to our junctures and projection model<sup>17</sup>.

### 5.2. Backcopying in Akan (‘Underapplication’)

In this subsection we provide an analysis that combines the use of braces, angle brackets and fixed segmentism to account for reduplicated forms that exhibit rule under-application. Akan exhibits apparent backcopying effects, yielding complex patterns that are supposedly difficult to account for in a Derivational framework. As noted above, MP argue that Correspondence Theory provides the superior theoretical analysis and thereby constitutes an argument against serial models of reduplicative phonology.

Raimy, however, offers an elegant derivational solution, demonstrating that with modification to our understanding of phonological representations, backcopying can be accounted for with ease. This theory requires an interesting use of quantificational logic in

<sup>17</sup> Bill Idsardi (p.c.) has pointed out, we think correctly, that our approach relies on the precedence relations that Raimy’s system makes explicit. He questions why we would want to enrich our scheme with junctures, instead of trying to derive everything from precedence arcs. It may be that our projection computations can be recast in Raimy’s terms, however, we have noted above that our scheme provides a clearly limited range of possibilities for projection— there are the square brackets that define a a DUP-DOMAIN and the other four optional junctures. We see this restrictiveness as a strength. In contrast, Idsardi & Raimy propose a less restricted model that can generate patterns that we do not attempt to model, including language game phenomena.



In (53), the underlying /k/ precedes two vowels: /k → ɪ/ and /k → a/. Building on the earlier generalization about distribution of palatal consonants, Raimy claims that Akan has a UNIFORMITY PARAMETER set to on. This means that the satisfaction of the ‘precedes non-low front vowel’ environment must be satisfied for all precedence relationships (i.e., universally quantified)<sup>18</sup>. In other words, palatalization only applies if *every* segment following [k, g, h] is a nonlow front vowel. In reduplicated Akan forms like (52a-b) this condition is not met– the /k/ and the /h/ do precede /ɪ/, but they also precede /a/. However, in (52c), the presumed underlying /g/ precedes /ɪ/ and /e/, both of which are nonlow front vowels. Thus palatalization applies<sup>19</sup>.

### 5.2.2. PROJECT: dealing with underapplication

Given the representation in (53) and the data in (52), it seems reasonable to pose two questions:

- How can we deal with underapplication while maintaining the projection model?
- Can we dispense with Raimy’s universal quantifiers?

Since our explanation for reduplication in Akan centers on the insertion of a reduplicative vowel, represented here as /ɪ/, the morphology needs to insert this segment alongside duplication junctures. We propose the following rules for Akan:

(54) Akan reduplication morphology

1. Insert a left bracket at the left edge of the root and right a bracket at its right edge
2. Insert a left brace after the initial segment in the Dup-Domain
3. Insert the right angle bracket, >, before the right bracket
4. Insert the < after the right angle bracket
5. Finally, insert the reduplicative vowel, /ɪ/, after <

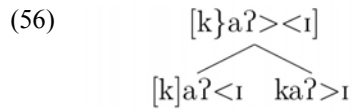
Employing these rules, (52a) is initially derived as follows:

$$(55) \quad kaʔ \Rightarrow [kaʔ] \Rightarrow [k\}aʔ] \Rightarrow [k\}aʔ><] \Rightarrow [k\}aʔ><ɪ]$$

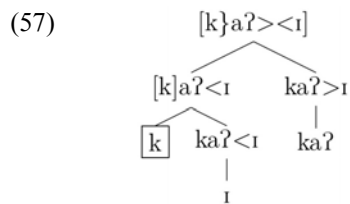
Running this input through the first round of Project yields (56):

<sup>18</sup> Rather than viewing this condition as a language-wide parameter, it could also be built into individual phonological rules as part of their structural description.

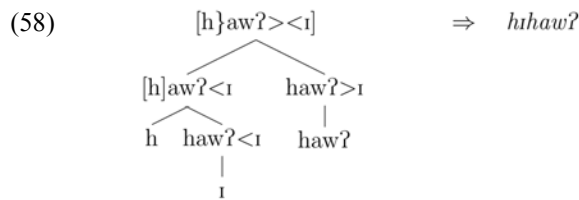
<sup>19</sup> In the remaining discussion we adopt the analyses of McCarthy & Prince and Raimy according to which Akan exhibits under application. However, we are tempted to suggest that the reduplicative vowel is actually underspecified for [±back] when palatalization applies and thus the ‘fixed’ segment is not a nonlow front vowel at the appropriate point in the derivation. This means that Akan is actually exhibiting over application in cases like (52c) dzɪ – dʒe from \*gɪ- ge; forms like (52a) kɪ-kaʔ just show failure of overapplication, not underapplication, under this view. We think this is a promising line of exploration, one that even more strongly supports a derivational view, but we pursue the underapplication analyses here for the sake of explaining our projection scheme, and to demonstrate that an underapplication analysis does not force us into a parallelist model, contra McCarthy & Prince.



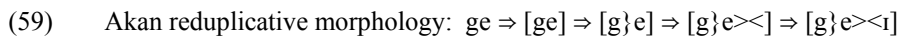
At this stage, we apply the palatalization rule: however, in both branches, /k/ occurs before /a/, so spreading of [coronal] does not occur. The full projection is shown below:



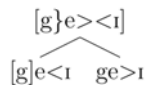
Importantly, the adjacency of /k/ and /i/ in the output (ki-) is *not* satisfied when palatalization occurs. The *k* that manifests as the initial segment of the output form is from the secondary L-PROJ. We have placed it in a box, thus  $\boxed{k}$ , to make it more visible. The *ka?* in the sister node of this  $\boxed{k}$  is not projected to the next level, since only the *i* is on the inside (right) of the '<' bracket. So only 'i' projects to the final level on this path. Similarly, for (52b), 'hi-haw?':



We can now explain (52c) without recourse to universal quantification. Inserting our junctures and reduplicative /i/:



This form is fed to the phonology:

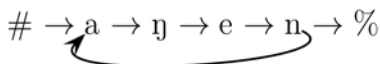




& Prince (1995) claim that ‘a derivational model of reduplication is completely unable to account for backcopying effects’. We repeat the data here:

- (63) a) aŋān 'reverie'      āŋān-āŋān      'ambition'  
 b) aŋēn 'wind'      āŋēn-āŋaēn      'unconfirmed news'

Raimy proposes the following representation for the form *āŋēn-āŋaēn*.

- (64) # → a → ŋ → e → n → %
- 

In (64), → encodes precedence relationships between segments. Crucially, the /n/ precedes the initial /a/. The /a/ therefore sits in two environments: [# → a] and [n → a]. This is represented by the LOOP arc. We can understand the application of nasalization in Malay in terms of existential quantification—if on any path, a vowel is immediately preceded by a nasal, then all instantiations of the vowel are nasalized on the surface. The graph therefore linearizes as follows, generating the desired output form found in (63b),

- (65) # → ā → ŋ → ē → n → ā → ŋ → ē → n → %

This analysis employs a LOOP concatenator and non-linear ordering of the underlying representation to generate the correct output form in a derivational model. We now turn to account for the Malay pattern via projection.

### 5.3.1. ‘Backcopying’ in the PROJECTION Scheme

There are two things that appear to be obvious about the Malay cases in (63a) and (63b):

- (66) i. They fully reduplicate the root morpheme.  
 ii. They exhibit backcopying behaviour.

The following proposal builds on Raimy’s insight that the word-initial vowel of *āŋēn-āŋaēn* is in an environment preceded by a nasal before linearization. Unlike Raimy, we posit linearly ordered segments in the pre-surface forms so we need to rethink what appears to be obvious, about both (66i) and (66ii).

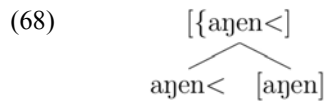
As outlined above, we suggest that junctures inserted into the input by the morphology trigger recursive projection of segmental material in the DUP-DOMAIN, yielding (re)duplication. Our first proposal, which rejects the ‘obviousness’ of reduplication, is the following: the form *āŋēn-āŋaēn* derived from the root /aŋen/ is not fully reduplicated but rather partially triplicated. The form with morphologically inserted junctures is this:

- (67) [ {aŋen<} ]

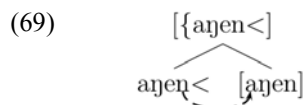
The left brace marks the projection of a new DUP-DOMAIN, *aŋen*, into the right branch (“project a new DUP-DOMAIN into R-PROJ with all segmental material to my right”).

The left angle bracket will be maintained in the left branch; everything that follows it will be projected to yield the terminal node; material on its convex side will fail to be projected into the output.

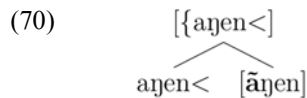
After one application of PROJECT we have the following:



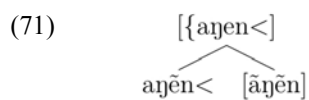
L-PROJ contains the string ‘a $\eta$ en<’; R-PROJ contains ‘[a $\eta$ en]’ – note that we have a secondary DUP-DOMAIN that will project its own left and right branches. Our second proposal is that rules can be triggered after each projection cycle. In other words, in (68), segmental rules apply between the segments (and through the junctures) in L-PROJ and R-PROJ – the string formed by concatenating the two projections is just an intermediate representation, in the standard sense in derivational phonology. Consider the derivation at the point shown in (68). The root-final nasal /n/ of the L-PROJ precedes the word-initial /a/ of the R-PROJ’s DUP-DOMAIN.



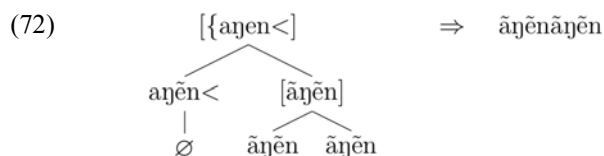
This triggers nasalization:



In (69), we see the inter-branch environment; (70) shows the outcome of nasalization between the two branches. Here our focus is on the boldface  $\tilde{a}$ ; no other nasalization has been shown. The full effects of the rule are shown below



The change of  $e \rightarrow \tilde{e}$  occurs as expected. After applying nasalization, projection proceeds, yielding the following:



Nothing is projected from the left hand branch as nothing falls to the right of the < marker.

To summarize, the nasalization of /a/ occurs after the first round of projection. One projection is an *a* that never surfaces, since it does not make it to the next step in the derivation because it is to the left of '<'. The other *a* ends up projecting to two surface tokens, because it is enclosed in square brackets after the first round of projection. However, before this splitting, the *a* is nasalized by the final *n* of the output of the lefthand side of the first projection. This is complex, but so is the data.

## 6. CONCLUSIONS

We are aware of several issues in the literature that would require further elaboration, for example, the question of whether cycles of morphology, that is, cycles of juncture insertion, can be interwoven with phonological spell-out processes. In this first presentation, we will not attempt full empirical coverage of all phenomena that have been labeled 'reduplication' in the literature. Instead, we propose taking stock of what we hope to have accomplished in presenting our model.

We have shown that it is possible to account for the attested data using a simple recursive procedure, PROJECT, to derive a variety of reduplicated surface forms from simple inputs—and that this is possible without positing abstract 'base' and 'reduplicant' categories. Instead, we have proposed that the scheme elaborated here, building on work by Halle, Raimy and Frampton, is more appealing from a theoretical standpoint for reasons of simplicity and elegance. Simple morphological junctures can derive seemingly diverse surface forms. We have rendered this explicit by proposing a simple algorithm suitable for serial models of phonology, and the validity of the algorithm is confirmed by our implementation.

As noted in section 5, the claim of McCarthy & Prince that cases of over- and underapplication favour a parallelist approach such as Base-Reduplicant Correspondence Theory does not hold. Building on both Raimy (2000) and Halle (2008) we have proposed elegant and workable solutions to the 'problems' within a serial paradigm. Crucially, we have argued that Malay and Akan do not present cases of over- and underapplication; rather, they can be analyzed through ordered rule application.

Two immediate challenges arise to our proposals. Paul Smolensky (p.c. at *GLOW* 32 in Nantes, 2009, where this work was presented) suggests that if one has all the other kinds of Correspondence Constraints used in Optimality Theory, then it makes sense to handle reduplication with the same kind of constraints. The Base-Reduplicant constraints of OT reduplication models are so similar in format to Output-Output constraints and Input-Output constraints that it makes sense, if one works in OT, to assume that the specific constraint kinds are built from the same primitives as much as possible. If one does work in an OT framework, then Smolensky's point is valid; if one does not, however, then there is no obvious way to compare isolated components of one framework with those of another.

On the other hand, there is a positive challenge in Smolensky's suggestion which we are pursuing. Note that the square brackets we have been using actually serve two purposes. On the one hand, they delimit the boundaries of the string subject to projection; on the other hand, the brackets themselves trigger the double projection. These two functions can be

disentangled, and the brackets can perhaps be employed in the derivation of other morphological processes. To give a simple indication of how such work would proceed, consider the possibility of using angle brackets without multiple projection to encode subtraction morphology. Given a bracketed domain, not subject to multiple projection, angle brackets could be used to ensure that certain segments do not surface. This work is further developed in our ongoing research.

## REFERENCES

- Alderete, J., J. Beckman, L. Benua, A. Gnanadesikan, J. McCarthy, S. Urbanczyk, 1999, "Reduplication with fixed segmentism", *Linguistic Inquiry*, 30, 3, 327–364.
- Broselow, E., J. McCarthy, 1983, "A theory of internal reduplication", *Linguistic Review*, 3, 25–88.
- Frampton, J., 2009, *Distributed reduplication*. Vol. 52, Cambridge, MIT Press.
- Halle, M., 2008, "Reduplication", *Current Studies in Linguistics Series*, 45, 325–358.
- Idsardi, W., E. Raimy, 2008, "Reduplicative economy", in: B. Vaux, A. Nevins (eds), *Rules, constraints, and phonological phenomena*, Oxford, Oxford University Press, 149–185.
- Idsardi, W., E. Raimy, 2013, "Three types of linearization and the temporal aspects of speech", in: T. Biberauer, I. Roberts (eds), *Challenges to linearization*, Berlin, Mouton de Gruyter, 31–56.
- Inkelas, S., C. Zoll, 2005, *Reduplication: Doubling in morphology*, Vol. 106, Cambridge, Cambridge University Press.
- Kiparsky, P., 2009, "Reduplication in Stratal OT", in: L. Uyechi, L.H. Wee (eds), *Reality exploration and discovery: Pattern interaction in language and life*, Stanford, CSLI Press, 125–142.
- McCarthy, J.J., 2010, "An introduction to harmonic serialism", *Language and Linguistics Compass*, 4, 10, 1001–1018.
- McCarthy, J.J., A. Prince, 1993, "Prosodic morphology: Constraint interaction and satisfaction", Rutgers Center for Cognitive Science, Rutgers University.
- McCarthy, J.J., A. Prince, 1995, "Faithfulness and reduplicative identity", in: J. Beckman, L. Walsh Dickey, S. Urbanczyk (eds) *University of Massachusetts Occasional Papers in Linguistics*, Vol. 18, 249–384.
- Prince, A., P. Smolensky, 1993, "Optimality Theory: Constraint Interaction in Generative Grammar", Ms., Rutgers University.
- Raimy, E., 2000, *The phonology and morphology of reduplication*, Vol. 52, Berlin, Walter de Gruyter.
- Samuels, B.D., 2011, *Phonological architecture: A biolinguistic perspective*, Vol. 2, Oxford, Oxford University Press.
- Watters, D.E., 2002, *A grammar of Kham*, Cambridge, Cambridge University Press.
- Yu, A.C.L., 2007, *A natural history of infixation*, No. 15, Oxford, Oxford University Press.

